



MODERN PROBLEMS OF REMOTE SENSING OF THE EARTH FROM SPACE
17 Russian open conference 11-15 November 2019

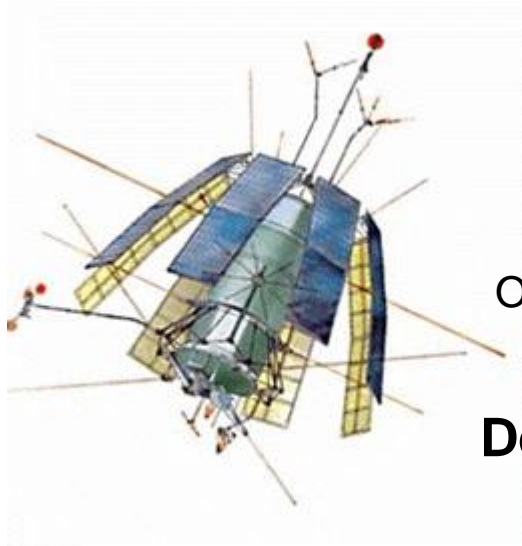
DISTURBANCES IN THE UPPER IONOSPHERE DURING HEATING EXPERIMENTS ACCORDING TO THE COSMOS-1809 SATELLITE

V. KOSTIN, Ya. SOBOLEV [†], G. BELYAEV, O. OVCHARENKO, E. TRUSHKINA

Institute of Terrestrial Magnetism, Ionosphere and Radio Wave Propagation RAS,
IZMIRAN, Moscow, Troitsk, Russia

Email: kostin@izmiran.ru; belyaev@izmiran.ru; ovch@izmiran.ru; elena@izmiran.ru

Abstract -- The results of several series of experiments on ionosphere heating with high-frequency radiation at the Sura and the Research Institute of Radio stands in 1991–93 for the Cosmos-1809 satellite flights are presented [1]. Three zones of artificial electrostatic turbulence were identified above the Sura stand [2]. The first zone has a radius of 100 km, its creation is explained by the expansion of metastable oxygen and nitrogen atoms from the heating region. The second one has a radius of 400 km, its creation is explained by the expansion of metastable helium atoms. The radius of the third zone is 1000 km; its presence is explained by the expansion of metastable hydrogen atoms. It is shown that the Sura heating stand modifies the impact on the ionosphere with long-range navigation systems located on the European territory of the Russian Federation. It was found that the development of bubbles in the equatorial ionosphere west of the magnetic meridian of the Sura stand is suppressed during its operation. In the conjugated ionosphere of the southern hemisphere, a region of strong ELF turbulence was identified during the operation of the Sura stand, which is consistent with the Shklovsky effect. Neutral hydrogen intruding into the magnetosphere either ionizes or becomes neutral and a strong disturbance should be observed in the magnetic force tube. With the joint work of the Sura and the Research Institute of Radio stands in the area $2 < L < 3.2$, a canalized passage of whistlers was observed. After the eruption of the super volcanoes Pinatubo and Hudson, a change in ionospheric disturbances recorded on the coincident trajectories of the Cosmos-1809 satellite with the same operating conditions of the Sura stand was noted.



Satellite COSMOS - 1809

Worked: December 18, 1986 – may 23, 1993

Orbit: apogee - 980 km, perigee 950 km, inclination 82, T=104 min.

Devices of passive diagnostics

No	Device	Purpose	Elaborate	Processing
1	АНЧ-2МЕ	Analyzer low frequency e/m fluctuations in the band of 20 Hz – 20 kHz and channels 140, 450, 850, 4600 Hz and 15 kHz [15]	Mikhailov Yu. Sobolev Ya.	Sobolev Ya. Ovcharenko O.
2	ИЗ-2	Impedance probe measurements for Ne and dNe [16]	Komrakov G.	Trushkina E.
3	ДЭП	Measurement of two components of the electric field	Pushaev P. Isaev N.	Trushkina E.
4	КМ-9	The temperature of electrons in the range of 600 – 5000 [17]	Afonin V.	Trushkina E.
5	АВЧ-2Ф	High-frequency radio spectrometer measurement at frequency of 4.6 MHz	Pulinets S.	Selegej V.

Effects of HF heating of the ionosphere recorded by the satellite Cosmos-1809

The works was carried out in the program of the "Active experiments and anthropogenic effects in the ionosphere" [17].

Avdyushin, S. (IPG) – the head of the Program

Migulin V. (IZMIRAN) – scientific program Manager of the satellite Cosmos-1809

Romanovsky Yu. (IPG) – the organizer of the Project SURA - Cosmos-1809

Zuzin V., Komrakov G. (FGBNU RRI) – the organizers of SURA in the Project

Petrov M. (Institute of Radio) – the organizer of work of the Moscow stand

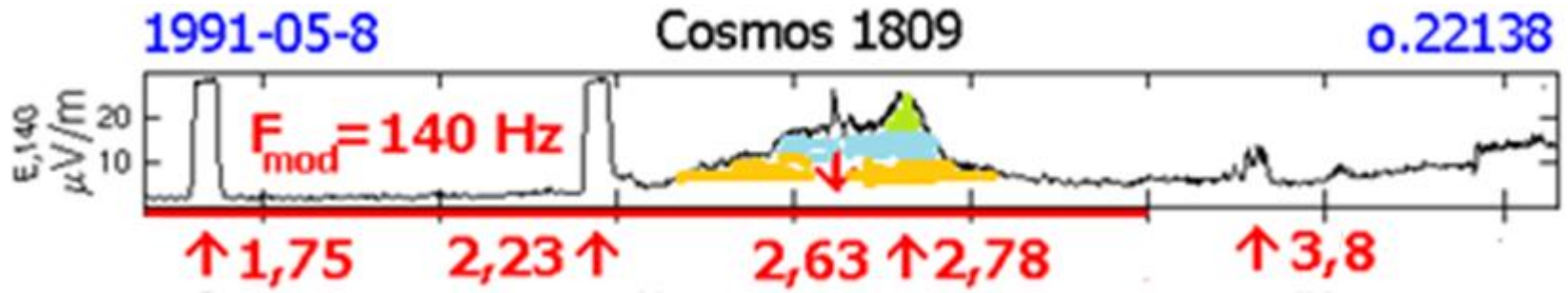
Chmyrev V. (IZMIRAN) – the head of the works from IZMIRAN in the Project

Kostin V. (IZMIRAN) – the coordinator of the Cosmos-1809 and heating stands

Year	Month	day / number of activations stand
1991	Feb-March	18/2, 19/2, 20/6, 21/3, 22/6, 25/6, 26/3, 27/3, 28/3 – 1/1
	April	8/2, 9/1, 10/3, 11/1, 12/3, 14/3, 16/2, 17/4, 18/2, 19/2
	May	5/1, 6/2, 7/3, 8/2, 12/3, 13/3, 15/3, 16/3
1992	Nov-Dec	21/5, 26/2 – 10/3, 17/6
1993	May	19/2, 20/4, 21/3

Radio Institute stand worked in conjunction with SURA stand in April 1991.

Features of disturbances of the midday ionosphere modulation of the HF radiation cyclotron frequency of helium near the stand SURA [1, 2]

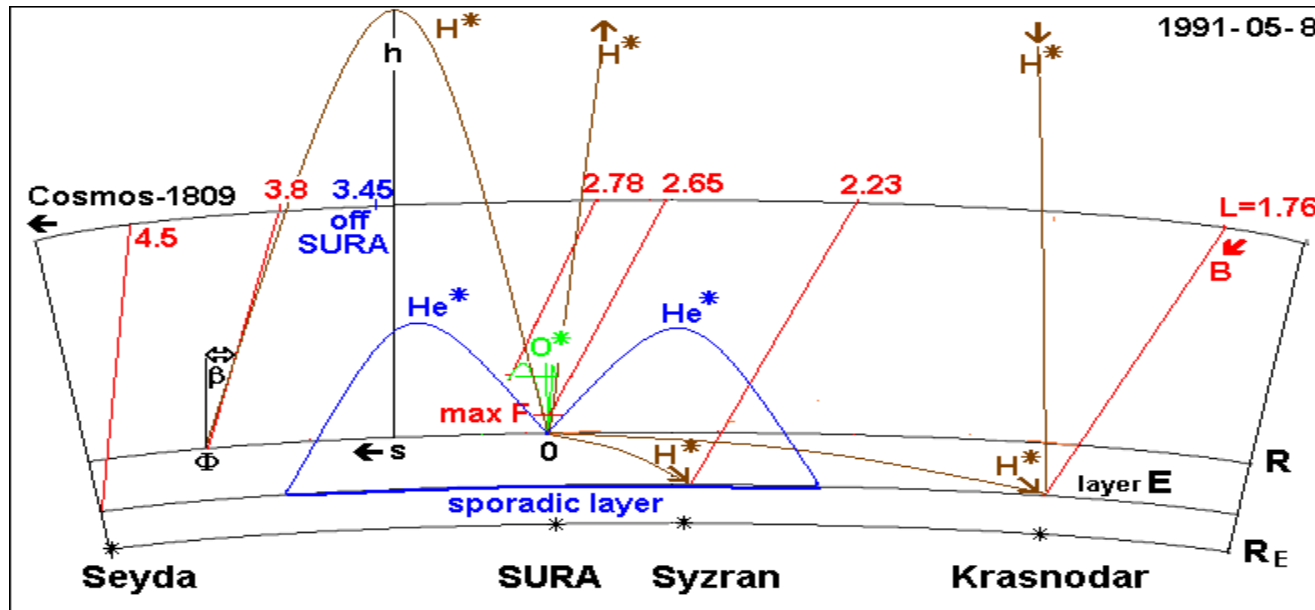


Three areas of turbulence stand out :

1. With the centre $L=2.63$, length ± 180 km where there is a whistler. Appears to be associated with the scattering atoms He^* (blue).
2. With the centre $L=2.78$, held at an altitude of 100 km above the region of heating and length of ± 70 km. Appears to be associated with the scattering of atoms O^* (green).
3. With the center $L=2.64$ in the field of heating, but with a length of ± 700 km presumably associated with the scattering of atoms H (braun).

"Tails" of pulsating flows atoms H, which arise under illumination by the Sun, travels more than 10000 km. Falling in the zone of influence of VLF transmitters are easily ionized $\sim 3,4$ eV and cause the e/m radiation with frequency modulation (Krasnodar, Syzran and Seyda).

Scheme of ballistic expansion of neutral atoms projected on the magnetic Meridian of the stand SURA



Particles, flying at a speed V and the incident angle β , will fly along the arc of a sphere of radius R distance S

$$s = \Delta\Phi \cdot R = \frac{R^2 V^2 \sin 2\beta}{g R_E^2}, \text{ where } R_E = 6370 \text{ km, } \Delta\Phi - \text{central angle}$$

$$h = \frac{R^2 V^2 \cos^2 \beta}{|2g R_E^2 - R V^2 \cos^2 \beta|} \text{ vertex of a parabola}$$

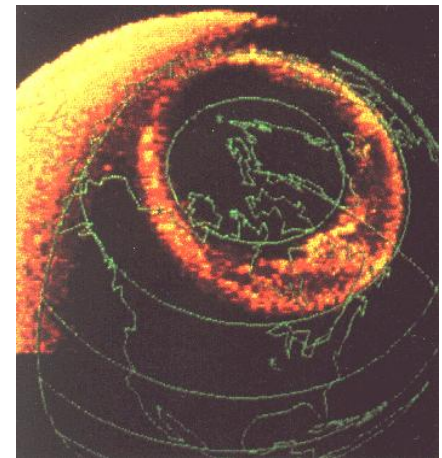
Oxygen meta stable atoms

The glow of oxygen due to the radiation of excited atoms in meta stable States with wavelengths 557,7 nm (green line, the life time of 0.74 s) and a doublet 630 and 636,4 nm (red region, the life time of 110 s). As a result, the red doublet is emitted at altitudes of 150-400 km, where due to the high sparsity of the atmosphere is low speed damping of the excited States in collisions.

The surface of the Earth is not the best place to observe auroras: first, almost always they have to be monitored at night, when the sun does not interfere; secondly, the observations may interfere with the clouds. These difficulties can be avoided if you follow the auroras from Space.

Both the 557.7 and 630.0 nm wavelengths correspond to [forbidden transitions](#) of atomic oxygen. In a situation where, according to usual approximations ([electric-dipole approximation](#) for the interaction with light), the process cannot happen, but at a higher level of approximation ([magnetic dipole](#), or, electric [quadrupole](#)) the process is allowed but at a much lower rate.

Atom	Status	Transfer	λ , nm	J	Process
OI	2p ₄	1S → 1D	557.7	2 → 0	e
		1D → 3P	630	2 → 2	m
		1D → 3P	636.4	1 → 2	m

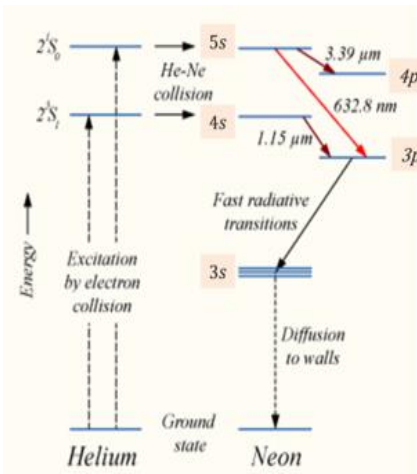


Diffuse aurora observed by DE-1 satellite

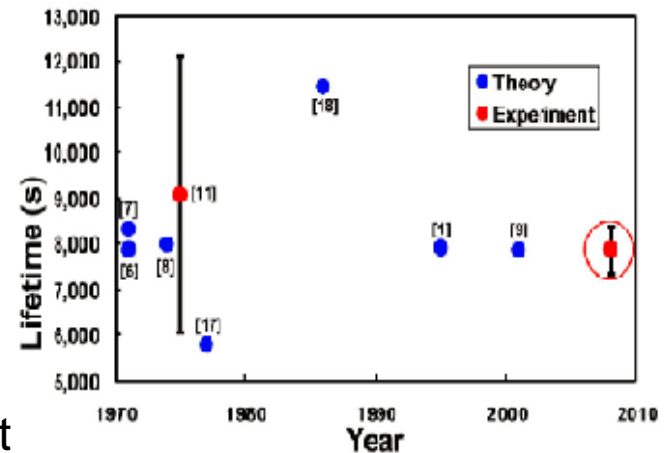
Region of HF heating: $T_{\text{electron}} = 3500 \text{ K}$; $V_o = 1970 \text{ m/s}$; $\beta = 45$; $s_o = 150 \text{ km}$
 Injection region by TC Harry: $T_{\text{neutral}} = 1170 \text{ K}$; $V_o = 1100 \text{ m/s}$; $\beta = 20$; $s_o = 86 \text{ km}$

Helium meta stable atoms

- The mechanism producing [population inversion](#) and [light amplification](#) in a HeNe laser plasma originates with inelastic collision of energetic electrons with ground state helium atoms in the gas mixture. As shown in the accompanying energy level diagram, these collisions excite helium atoms from the ground state to higher energy excited states, among them the 2^3S_1 and 2^1S_0 long-lived meta stable states.
- Collisions between these helium meta stable atoms and ground state neon atoms results in a selective and efficient transfer of excitation energy from the helium to neon.



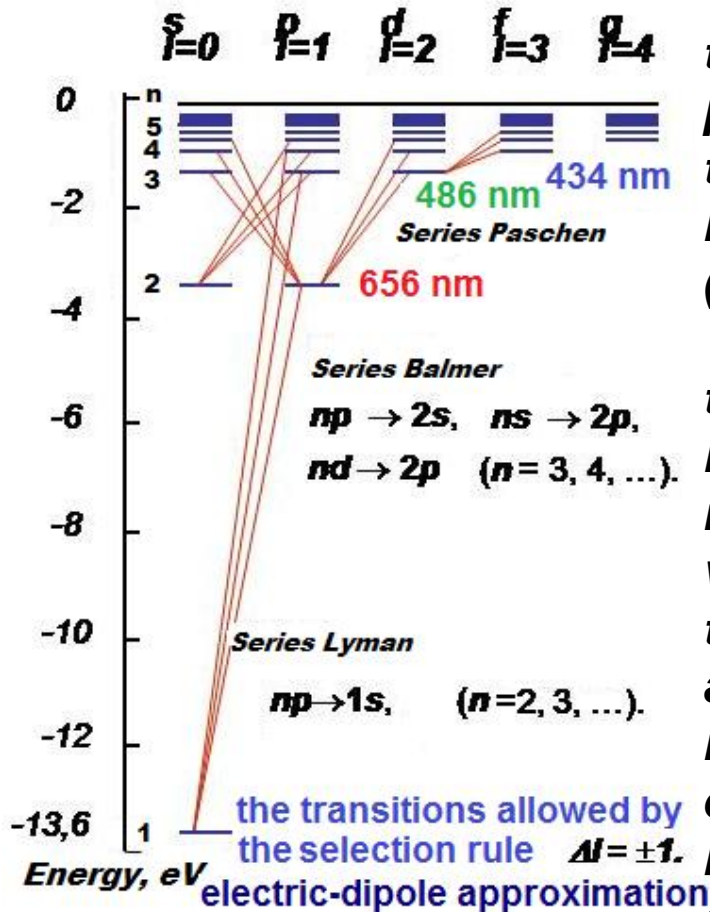
In the helium atom two electrons are sitting, and this extra work causes that prevent the decay of the excited state. The first measurements were taken in the 70-ies with very large errors, and only recently it was measured with acceptable precision: 131 ± 9 minutes.



Hodgman et al., 2009. Metastable Helium: A New Determination of the Longest Atomic Excited-State Lifetime

Region of HF heating: $T_{\text{electron}} = 3500 \text{ K}$; $V_{\text{He}} = 3940 \text{ m/s}$; $\beta = 45$; $s_{\text{He}} = 1700 \text{ km}$
 Injection region by TC Harry: $T_{\text{neutral}} = 1170 \text{ K}$; $V_{\text{He}} = 2200 \text{ m/s}$; $\beta = 20$; $s_{\text{He}} = 345 \text{ km}$

Hydrogen emission spectrum

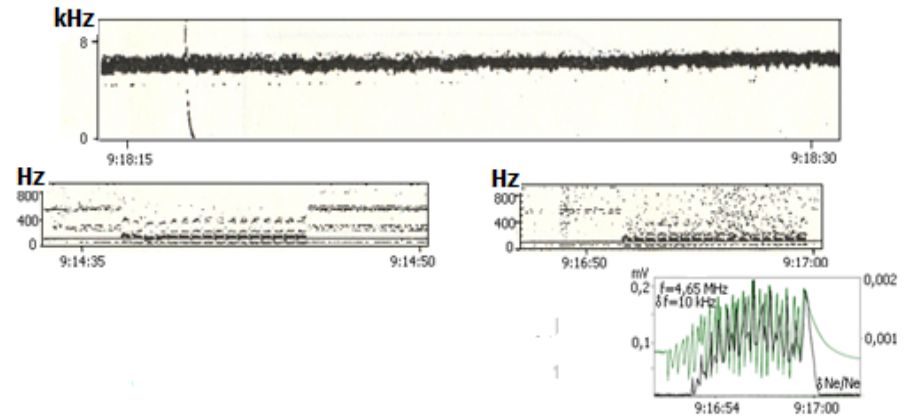
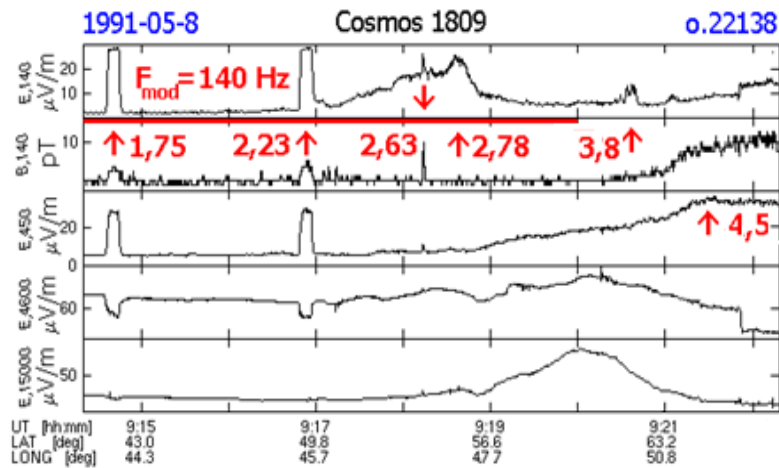


The transformation of the $2S \rightarrow 1S$ occurs through the simultaneous emission of two photons. This is a very rare process, and therefore the lifetime of the $2S$ state in the hydrogen atom is obtained already 2 ms (0,122 s ?), compared to $\tau(2P \rightarrow 1S) \approx 1,6$ ns.

I. S. Shklovsky suggested in 1951, the hypothesis of deep penetration of protons into the atmosphere - the mechanism of recharge. It occurs up to 100 times on the way to the Ground. A hydrogen atom, while in the ionized state, experiences the focusing action of the magnetic field. If this mechanism operates in the heating experiments, the conjugate ionosphere will be observed strong fluctuations in the cyclotron frequency of hydrogen.

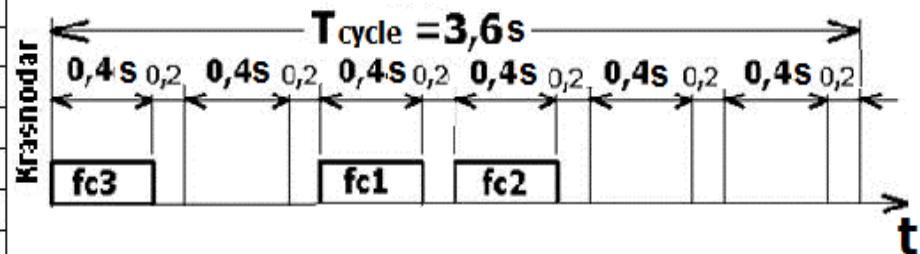
Region of HF heating: T electron = 3500 K; $V_H = 7880$ m/s; $\beta = 45$; $s_H = 6000$ km
 Injection region by TC Harry: T neutral = 1170 K; $V_H = 4400$ m/s; $\beta = 20$; $s_H = 1380$ km

Fine structure of ELF oscillations in the ionosphere created by the modulation of the HF stand SURA



NEW RSDN-20 transmission sequence by frequency

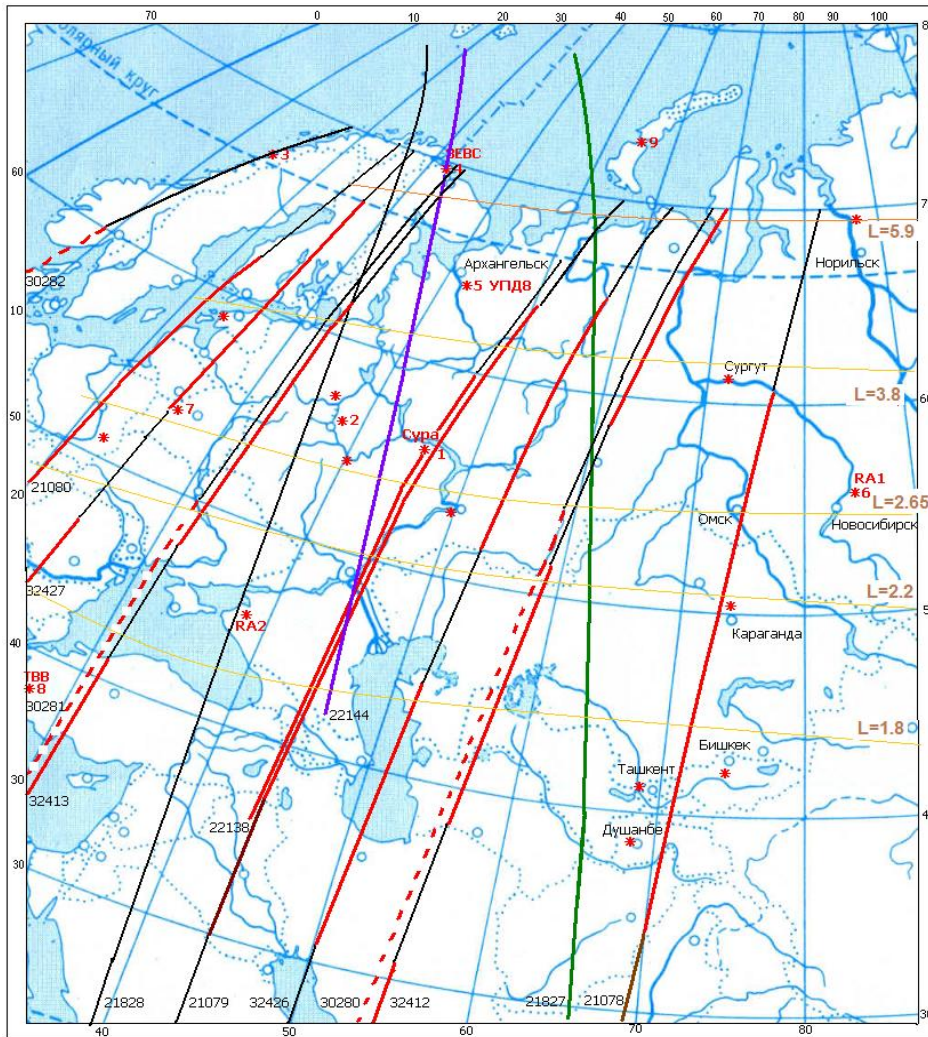
Segment nr. station	1	2	3	4	5	6
Frequency kHz						
F3p 14.881091 kHz				Revda, Seyda		
F3 14.880952 kHz	Krasnodar				Seyda	Revda
F2 12.648809 kHz	Revda			Krasnodar		Seyda
F4 12.090773 kHz		Revda				
F5 12.044270 kHz			Seyda			
F1 11.904761 kHz		Seyda	Krasnodar		Revda	



Separate VLF radio transmitters in the neighborhood of ~ 2000 km from the stand SURA

N	Region	RSDN – Alpha (navigation)			Radio communication		
		Name	Lat	Long	Name	Lat	Long
1	Novaya Zemlya	Isle Pankratiev	76.1	60.1	Matochkin Spar	73.3	54.4
2	Taimyr	Dudinka	69.4	86.3	Norilsk	69.3	88.2
3	Kola Peninsula	Revda	68.0	34.7	Zeus	68.8	34.5
4	Northern Urals	Seyda	67.1	63.7			
5	North West	Petrozavodsk	61.8	34.5	Arkhangelsk	64.4	41.6
6	Moscow				SRI Radio stand	56.1	37.9
7	Belarus	Slonim	53.1	25.4	Molodchenko	54.5	26.8
8	Center of Russia	Karachev	53.1	35.0	Taldom	56.7	37.7
9	Samara Region	Syzran	53.3	48.1	Novosemeykino	53.3	50.3
10	Crimea	Plovdiv	44.9	33.9			
11	Caucasus	Krasnodar	45.4	38.2	RJH-63	44.8	39.6
12	Turkmenistan	Seyda-TKM	39.5	62.7	Tashkent	41.3	69.3

The orbits of the satellite Cosmos-1809 projected on the surface of the Earth



Marked the work of the heatable stands:

Black - stands were not working

Red - HF emission of the stand SURA modulated 140 Hz

Red dotted line - stand SURA 5 s radiated with 10 s pause + modulation 140 Hz

Purple - HF radiation stand SURA modulated 400 Hz

Brown - continuous radiation of the stand SURA

Green - SRI Radio stand worked meanders for 3 s

Asterisks denote VLF transmitters and:

1. Stand SURA

2. Stand NII Radio

3. Stand Tromsø

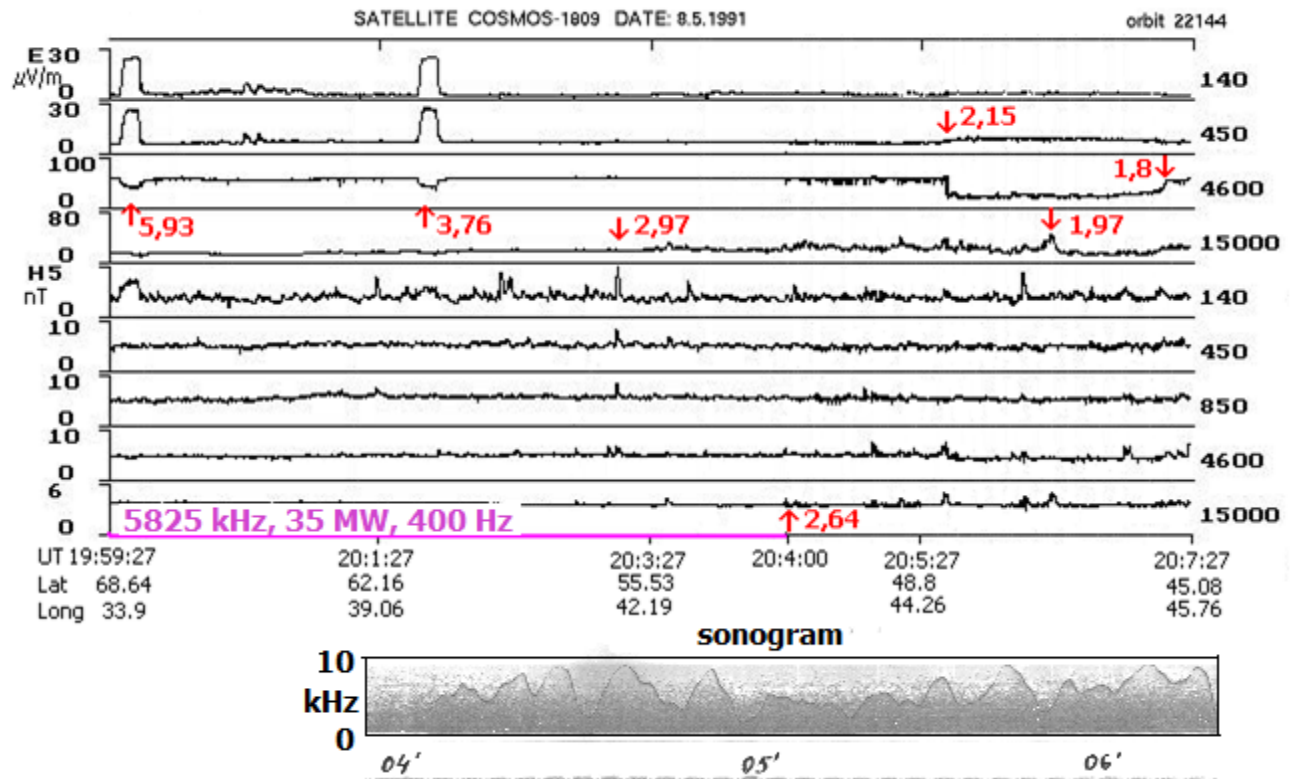
These works stand SURA under the flight of the satellite Cosmos-1809

No	Date	Time, UT	f, kHz	P, MW	Mode	F _{кр}	∑K _p	Orbit
1	20.2.91	15:58-16:06	9310	140	modulation 140 Hz	6,4	18	21077*
		18:13-18:15	7815	80	without modulation			21079
		18:15-18:23			modulation 140 Hz			
2	15.4.91	23:40-23:50	4785	150	without modulation	6,8	17	21828*
3	7.05.91	19:35-19:50	5828	3x120	modulation 75 Hz	7.8	20	22130
4	8.05.91	9:05-9:10	9310	2x250	without modulation	11	22	
		9:10-9:20	5828	2x200	modulation 140 Hz			22138
		19:30-20:05		2x120	modulation 400 Hz			22144
5	15.05.91	18:15-18:45	7815	3x240	without modulation	9.0	18	22240
6	17.12.92	10:23-10:35	9050	140	radiation 5 s - pause 10 s			30280
		12:05-12:18			+ modulation 140 Hz			30281
7	20.05.93	15:27-15:46	5828	150	140 Hz, rad.5 - pause 2 min			32411*
		15:56-16:18			140 Hz, 4-2-4-2-4-2-4 min			32412
		17:08-17:27			140 Hz, 5-2-5-2-5 min			32412*
		17:37-17:59			140 Hz, 4-2-4-2-4-2-4 min			32413
8	21.05.93	15:43-16:02	5828	150	140 Hz, rad.5 - pause 2 min			32425*
		16:12-16:34			140 Hz, 4-2-4-2-4-2-4 min			32426
		17:57-18:19			140 Hz, 4-2-4-2-4-2-4 min			32427

Orbit with star - satellite in the southern hemisphere

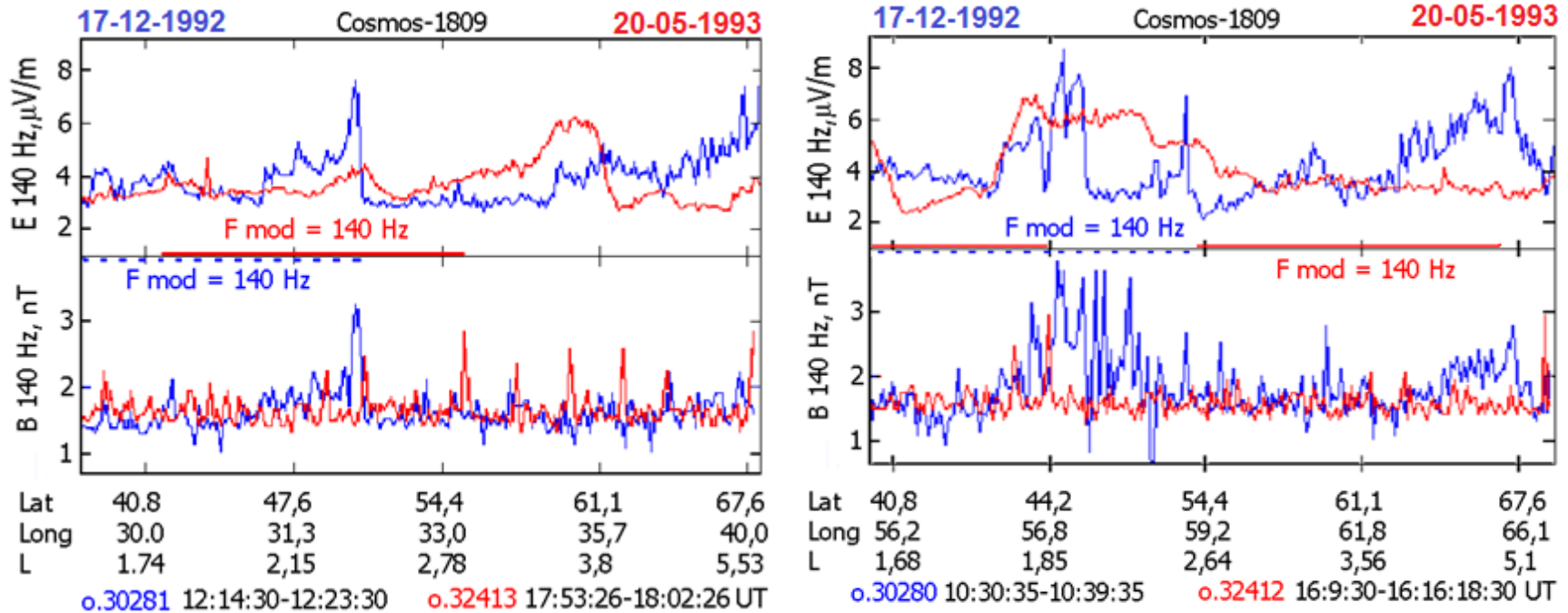
Intensity of ELF-VLF fluctuations of evening ionosphere to the West of stand SURA modulation of the HF radiation 400 Hz

1. For $L=5.93$ – identified with the area of impact transmitter Revda, noted a sharp increase in the e/m fluctuations in frequency ~ 140 Hz and electrostatic waves in the frequency range ~ 450 Hz. This region increases the concentration of light ion component of the plasma, which leads to an increase of the lower hybrid frequency, which becomes more than 4600 Hz. Accordingly, in the channel 4600 Hz the signal intensity drops.



2. For $L=3.76$ – identified with the area of the impact of RSDN “Petrozavodsk” observed the same pattern. But the magnetic component in the channel 140 Hz is slightly less.
3. From $L=2.97$ to $L=2.64$ change in the VLF data is not detected. It should be noted that at this time the sun's shadow rose above the heating area. Removal of the orbital plane of the satellite from the booth ≥ 300 km.
4. There are more than 3 min, the change in the spectrum of lower hybrid waves (channel E4600 Hz) from $L=2.15$ to $L=1.8$ between the areas of influence of two RSDN transmitters.

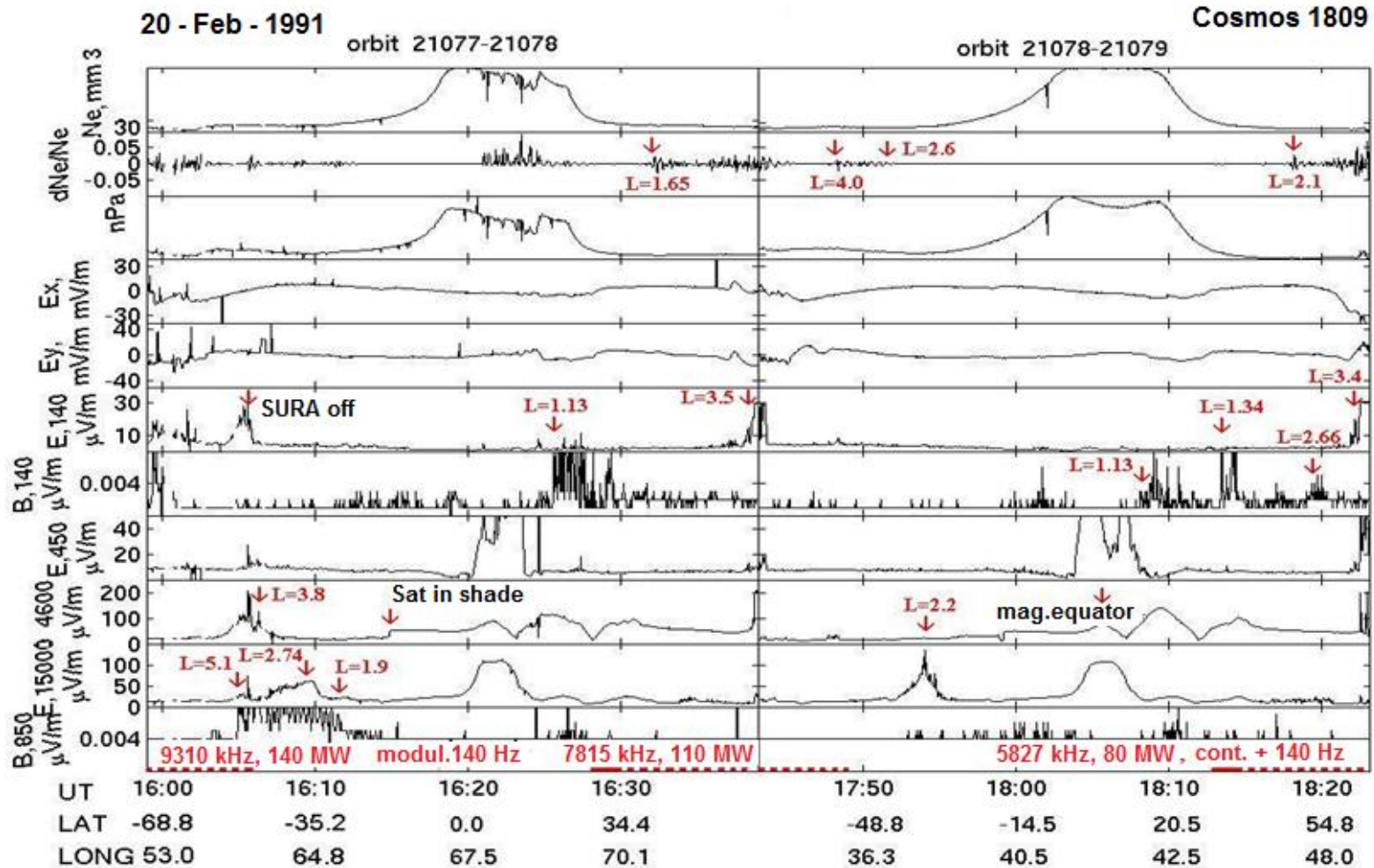
The reaction of ELF-VLF artificial turbulence in zones of VLF transmitters influence when the stand SURA on/off



The reaction of the ionosphere in the same areas on and off the stand SURA with an average (F10.7~200, December 1992) and low (F10.7~100, May 1993) the Sun's activity shows that:

1. E / m waves (140 Hz) in the areas of RSDN transmitters influence are increasing to 2-4 s when the stand is turned on and fall with 5-10 s when the stand is turned off.
2. Depressed area 140 Hz noise occurs when the stand is completely turned off. This zone is located west of the stand, has a length of about 500 km and a lifetime of more than 2 minutes.

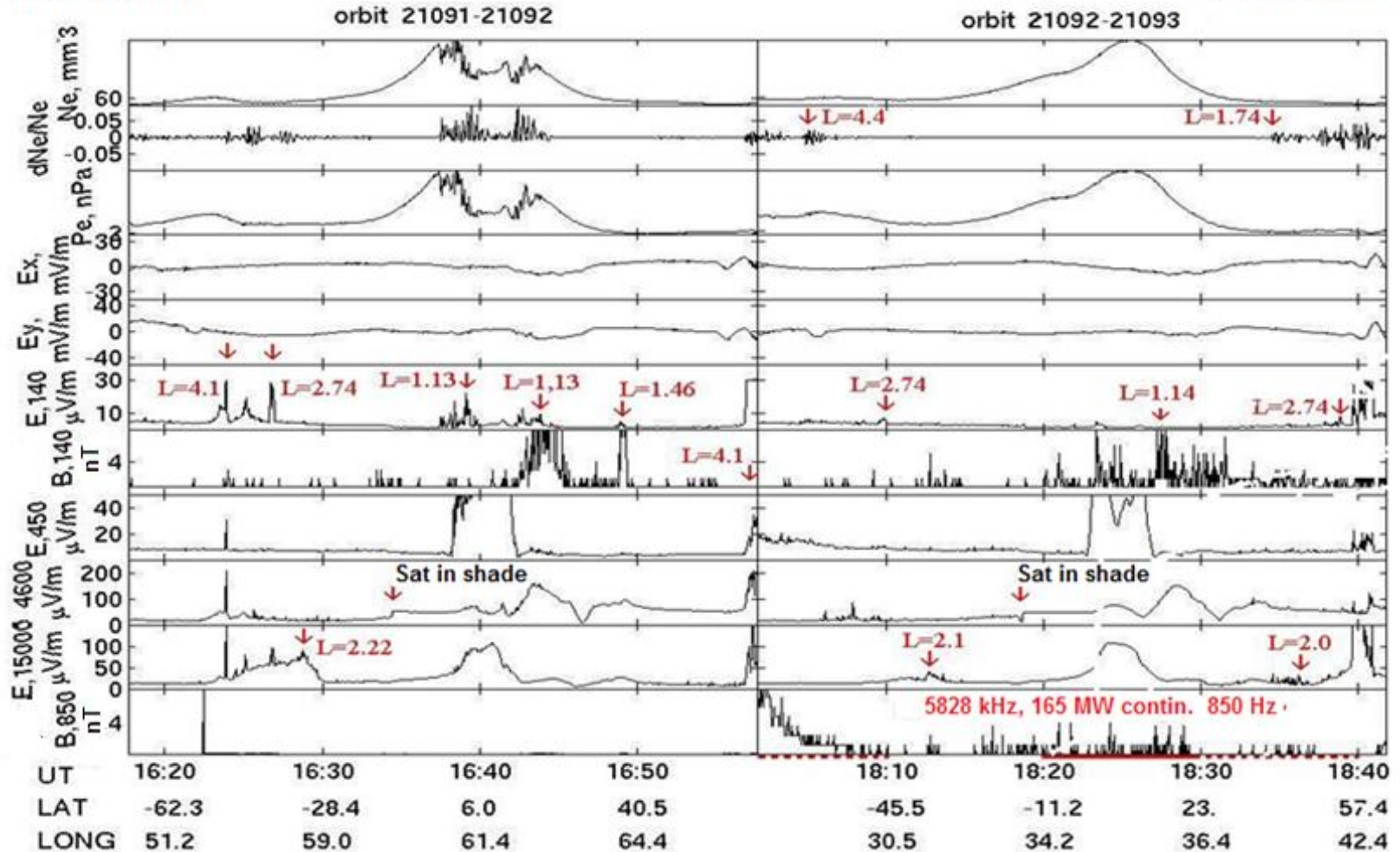
Nighttime ionosphere parameters east stand SURA at high solar activity when HF radiation is modulated by 140 Hz



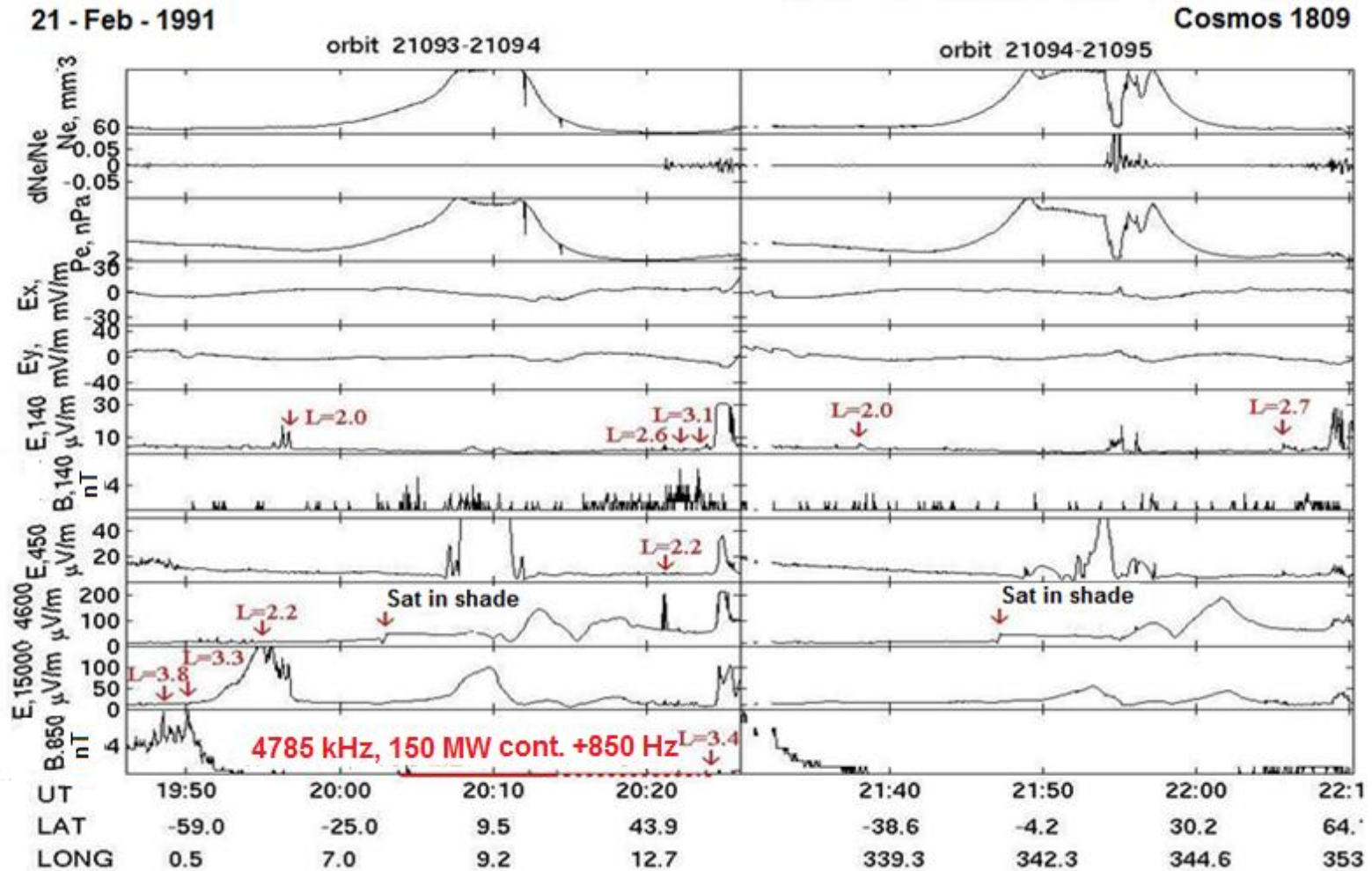
Nighttime ionosphere parameters on stand SURA at high solar activity when HF radiation is modulated by 850 Hz

21 - Feb - 1991

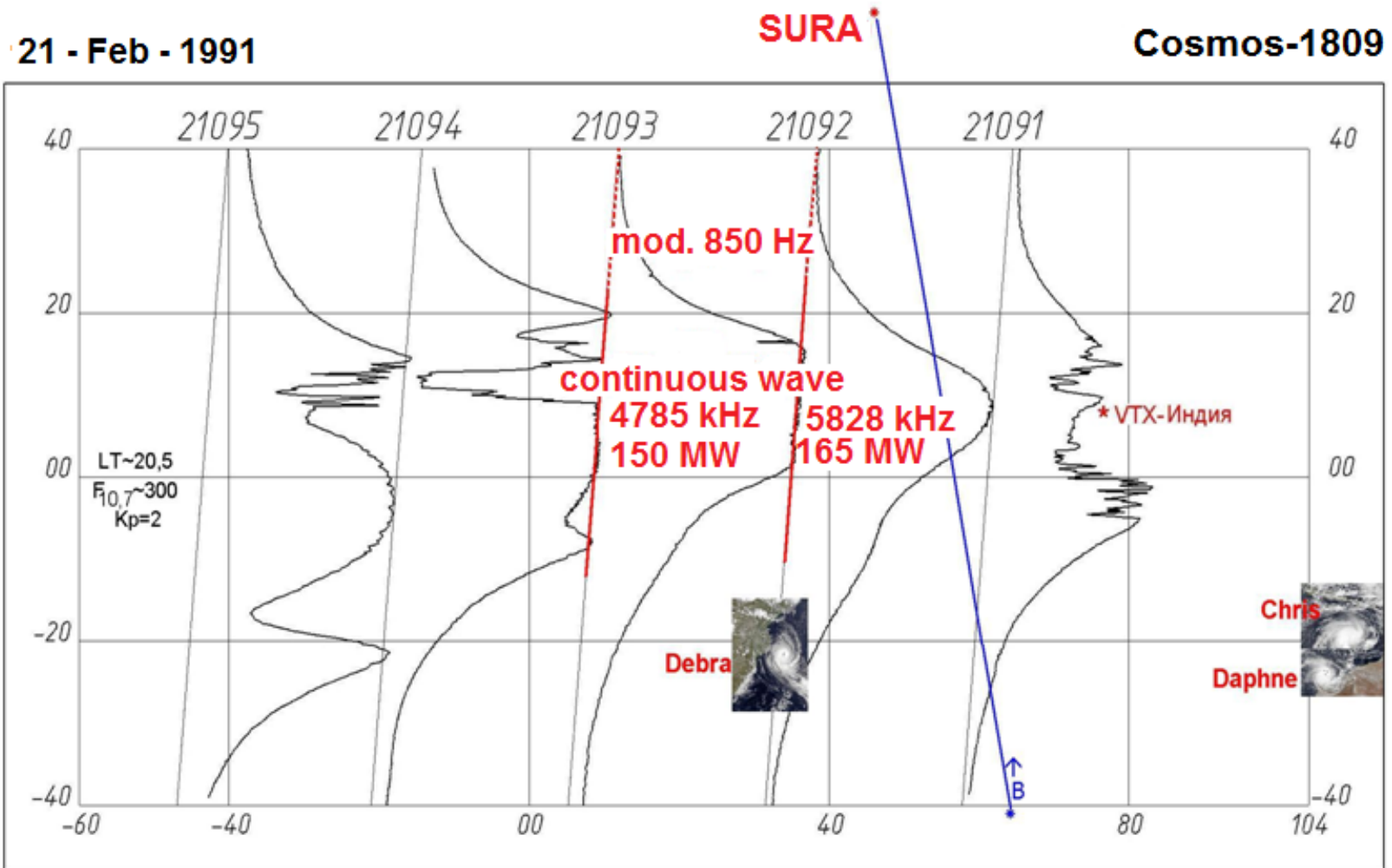
Cosmos 1809



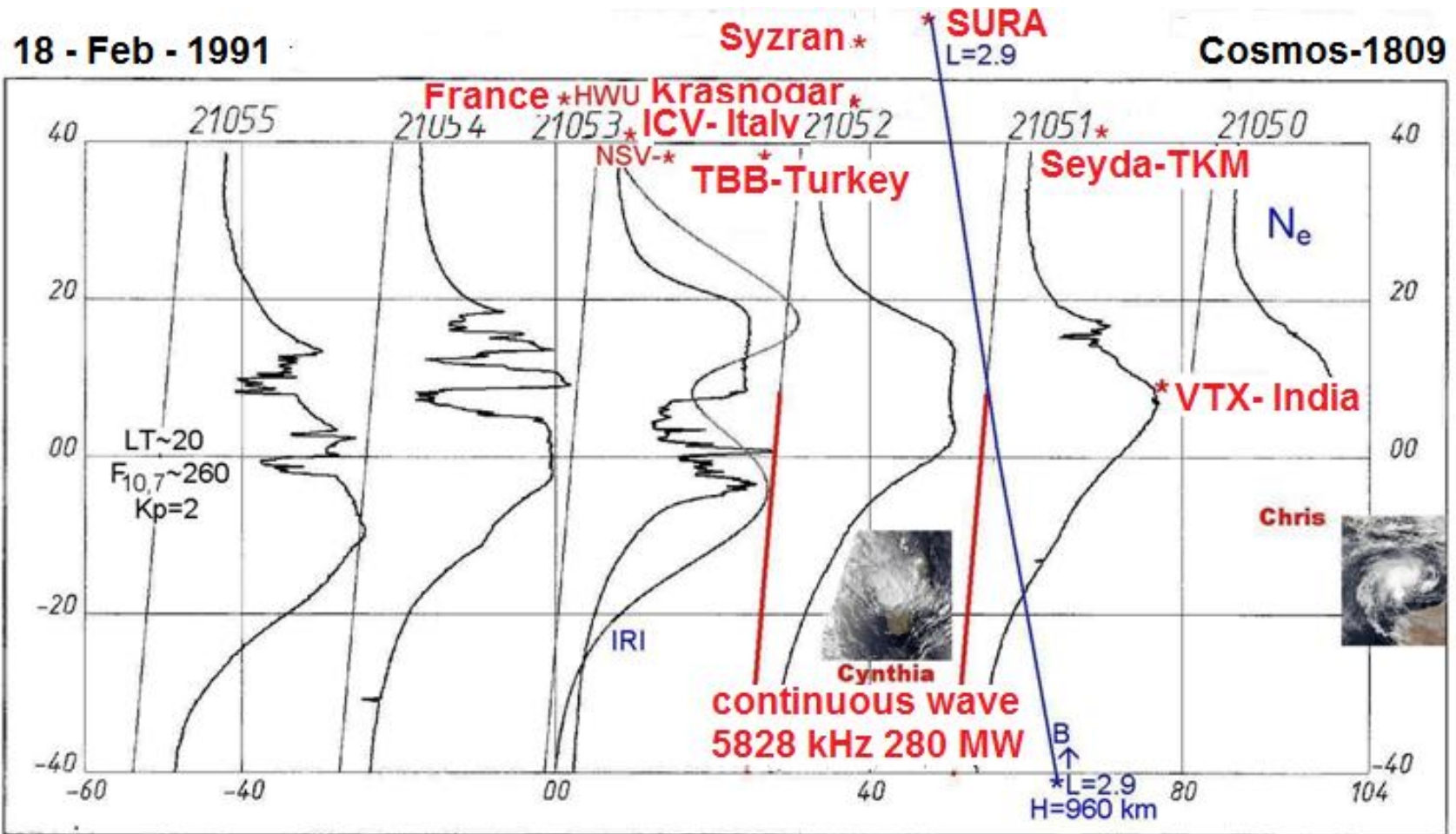
Nighttime ionosphere parameters west stand SURA at high solar activity when HF radiation is modulated by 850 Hz



Repression of formation of bubbles in ionosphere when running stand SURA



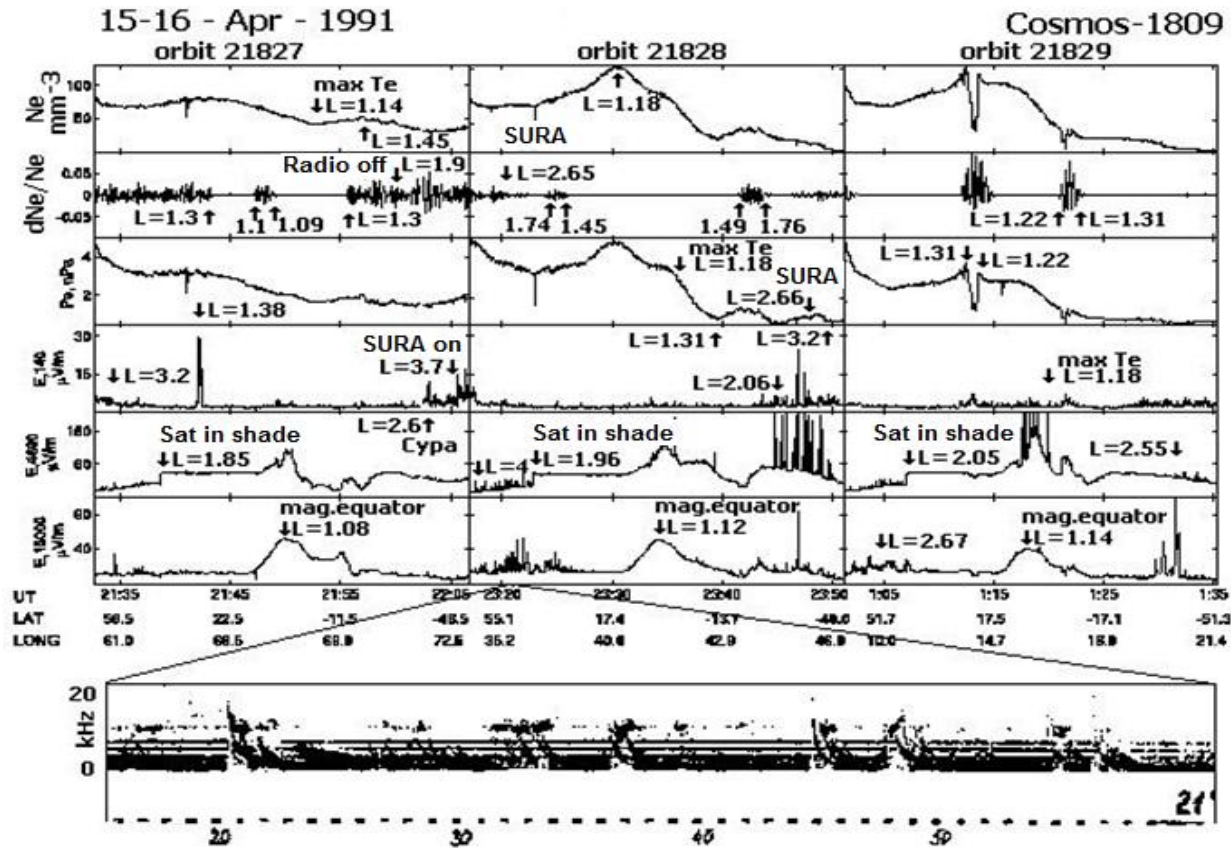
Repression of formation of bubbles in ionosphere when running stand SURA



The stand SURA in the evening, will greatly change the effects of remote influence on the ionosphere:

- 1. ELF electrostatic turbulence on the modulation frequency of the HF radiation doesn't stand out in a dark ionosphere.**
- 2. Oscillations at the cyclotron frequency of hydrogen is more pronounced in the magnetically region near the terminator (orbit 21077-78 and 21091-93).**
- 3. Abnormal passage of signals from RSDN transmitters observed in the conjugate hemisphere (20 and 21 Feb 1991).**
- 4. The effect of turning off stand SURA is transmitted in the magnetically region with a characteristic speed of propagation whistler.**
- 5. The satellite was recorded in a period of high solar activity, the formation of babbles for the terminator. HF radiation suppressed the development of babbles West of the magnetic Meridian of the stand SURA. This effect is interpreted as the impact of hydrogen atoms injected into the area of heating on instability of Rayleigh-Taylor.**

Plasma parameters of the ionosphere after heating HF radiation SURA and Research Institute of Radio



Heatable stand of the Institute of radio started working since 1961. The history of its creation and arising in the ionosphere nonlinear effects set out in the review [19].

In April 1991, the stand of NII Radio and the stand SURA worked together given the movement of the satellite Cosmos-1809 under the program of the "Active experiments and anthropogenic effects in the ionosphere" [17] . He radiated at the frequency of 1350 kHz with an effective capacity of 80 MW. Its radiation modified the E-layer of the ionosphere.

The joint work of two stands led to the appearance of long-lived magnetospheric channels filled with whistles. Satellite Cosmos 1809 was also observed long-lived ionospheric channels filled with whistles after a powerful ground explosions [20].

The mechanism of formation of longitudinal cracks filled with whistles, requires further study.

Conclusion

The model of ballistic injection of meta stable atoms of hydrogen, helium and oxygen with height above 230 km (from the field of a powerful heat input) helped to explain a number of observed disturbances in the ionosphere.

REFERENCES

1. Kostin, V.M., Romanovski, Yu.A., Chmyrev, V.M., et al. Satellite studies of ionosphere perturbation in the impact of powerful HF radio waves in the F-region ionosphere // Cosmic Research. V. 31. No. 1. P. 67. 1993.
2. Kostin V., Mikhailov Y. Effects of neutral atoms high frequency heated in Sura stand region on ELF-VLF plasma waves observed on satellite Cosmos-1809 / III Polish-Russian School for Young Scientists. Lecture. 23-28.10.2016. Space Research Centre. Warsaw.
3. Frolov, V.L., Chugurin, V.V., Komrakov, G.P., et al. Study of large-scale irregularities generated in the ionospheric F-region by high-power HF waves // Radiophys. Quant. Electron. V. 43. No. 6. P. 497. 2000.
4. Frolov, V.L., Rapoport, V.O., Komrakov, G.P., et al. Satellite measurements of the characteristics of the plasma disturbances created during heating of the Earth's ionosphere a powerful short-wave radiation of the stand SURA // Radiophys. Quant. Electron. V. 51. No. 11. P. 915. 2008.
5. Kotik, D.S., Ryabova, A.V., Ermakova, E.N., et al. Properties of the ULF/VLF signals generated by the SURA facility in the upper ionosphere // Radiophys. Quant. Electron. V. 56. No. 6. P. 344. 2013.
6. Blagoveshchenskaya, N.F., Borisova, T.D., Kornienko, V.A. et al. Modification of the high-latitude ionosphere by high-power HF radio waves. 2. Results of coordinated satellite and ground-based observations // Radiophys. Quant. Electron. V. 54. No. 2. P. 89. 2011.
7. Ruzhin, Yu.Ya., Kuznetsov, V.D., Kovalev, V.I., et al. On the possibility of localization of a substorm by using the SURA heating facility // Radiophys. Quant. Electron. V. 55. No. 1-2. P. 85. 2012.

8. Ryabov, A.V., Grach, S.M., Shindin, A.V., and Kotic, D.S. Studying characteristics of the large-scale ionospheric irregularities induced by high-power HF radio emission with GPS diagnosis // Radiophys. Quant. Electron. V. 54. No. 7. P. 441. 2011.
9. Bakhmet'eva, N.V., Belikovich, V.V., Egereva, M.N., and Tolmacheva, A.V. Artificial periodic irregularities, wave phenomena in the lower ionosphere, and the sporadic E layer // Radiophys. Quant. Electron. V. 53. No. 2. P. 69. 2010.
10. Pasmanik, D.L., Demekhov, A.G., Trakhtengerts, V.Yu., et al. Propagation of lower hybrid resonance waves in depleted-plasma regions in the upper auroral ionosphere // Radiophys. Quant. Electron. V. 52. No. 4. P. 252. 2009.
11. Chernogor, L.F., Frolov, V.L., Barabash, V.V. Aperiodic large-scale disturbances in the lower ionosphere. Ionosonde observation results // Radiophys. Quant. Electron. V. 57. No. 2. P. 100. 2014.
12. Jin G., Spasojevic M., Cohen M.B., and Inan U.S. Utilizing nonlinear ELF generation in modulated ionospheric heating experiments for communications applications // Radio Science. V. 48. No. 1. P. 61. 2013.
13. Vas'kov, V.V., Boud'ko, N.I., Mikhailov Yu.M. et al. Detection on the Intercosmos 24 satellite of VLF and ELF waves stimulated in the topside ionosphere by the heating facility SURA // J. Atmos. Sol.-Ter. Phys. V. 60. No. 12. P. 1261. 1998.
14. Воробьев О.В., Коробовкин В.В., Михайлов Ю.М., Рожков В.Б., Соболев Я.П. Приемная аппаратура для регистрации естественных низкочастотных сигналов и шумов // Аппаратура для исследования внешней ионосферы / Под ред. Г.В. Васильева и Ю.В. Кушнеревского. М.: ИЗМИРАН. С. 136-142. 1980.

15. Комраков Г.П., Иванов В.П., Попков И.В., Тюкин В.Н. Измерение электронной концентрации ионосферы методом высокочастотного импедансного зонда // Космич. исслед. Т. 8. № 2. С. 278. 1970.
16. Афонин В.В., Гдалевич Г.Л., Грингауз К.И. и др. Исследование ионосферы, проведенные при помощи спутника «Интекосмос-2». III. Измерение электронной температуры в ионосфере методом высокочастотного зонда // Космич. исслед. Т. 11. № 2. С. 254. 1973.
17. Avdushin, S.I., Vetchinkin, N.V., Kozlov, S.I., et al. Program «Active experiments and antropogenic effects in ionosphere» // Cosmic Research. V. 31. No. 1. P. 3. 1993.
18. Костин В.М. О спектральной плотности корреляционной функции потенциала в движущейся магнитоактивной плазме // ЖТФ. Т. 44. № 8. С. 1687. 1974.
19. Gurevich, A.V. Nonlinear effects in the ionosphere // Phys. Usp. V. 50. P. 1091. 2007.
20. Беляев Г.Г., Костин В.М. Проявление мощных естественных и антропогенных процессов в ионосфере и на Земле // Юбилейный сборник ИЗМИРАН-75. С. 170. 2015. www.izmiran.ru/IZMIRAN75/IRP/Belyaev.pdf.
21. Смирнов Б.М. Возбужденные атомы. М.: Энергоиздат. 232 с. 1982.